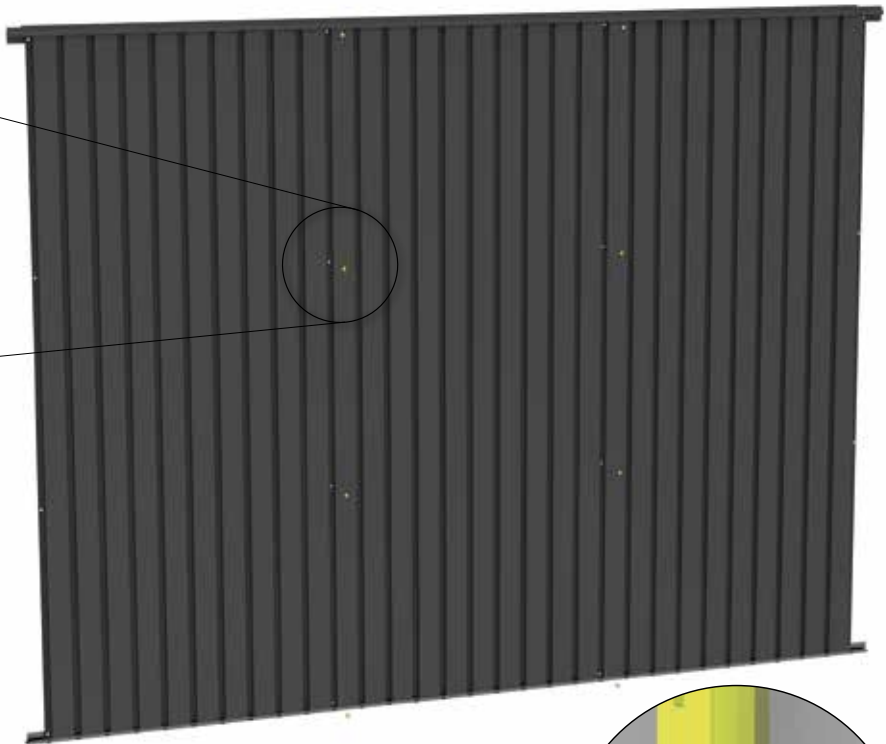
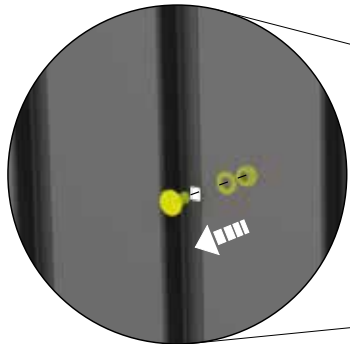


## DE Aufbauanleitung „FloraBoard“

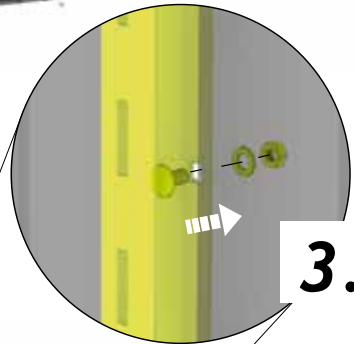
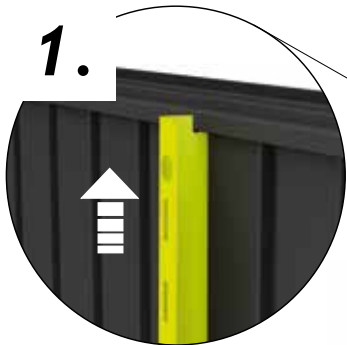
- ⓐ Assembly manual for “FloraBoard”
- ⓑ Notice de montage du “FloraBoard”
- Ⓒ Opbouwbeschrijving voor “FloraBoard”
- Ⓓ Instrucciones de montaje de “FloraBoard”
- Ⓔ Istruzioni di montaggio “FloraBoard”
- Ⓕ Monteringsvejledning for “FloraBoard”



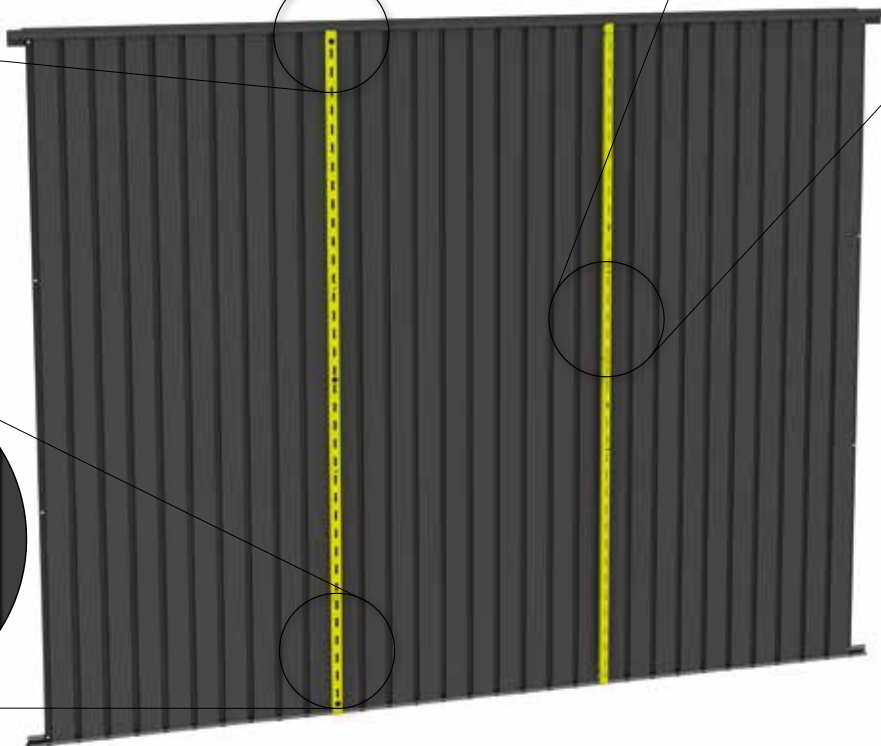
1.



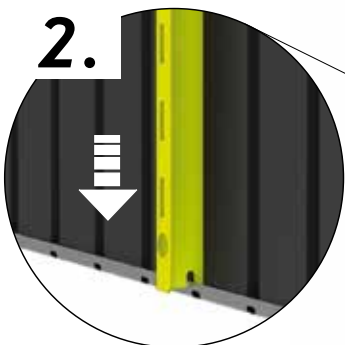
1.



3.




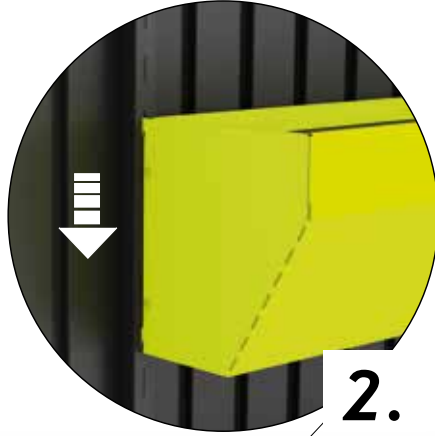

2.



2.



2x



3.



Kontrollnummer:  
Control-number / Contrôle-Qualité / Controlnummer:

Bei Reklamationen bitte anführen:  
Kontrollnummer und Artikelnummer des reklamierten Teils.

GB: In case of complaint please indicate the control-number and the number of the item, which is subject of complaint.

F: Pour toutes réclamations: prière de joindre le numéro de contrôle et le numéro d'article de la pièce litigieuse.

NL: Bij reclamaties svp doorgeven: controlnummer en artikelnummer van het desbetreffende onderdeel.

Y1047000  
Version 08 / 2018



**Biohort GmbH**  
Pürnstein 43, 4120 Neufelden, Österreich  
Tel.: +43-7282-7788-0, Fax-DW: 190  
E-Mail: office@biohort.at, www.biohort.com